



MWENETU SHOP INFORMATION MANAGEMENT SYSTEM USER MANUAL

Prepared by: FRIDOLIN ANTHONY, Tanzania Network and Software Engineer

Tel: (+255) 683 168 429 / (+255) 713 826 484

Website: fmpiza.github.io/webfridolin

Yaliyomo

1.0 UTANGULIZI.....	3
2.0 DASHBODI KUU YA MFUMO.....	3
3.0 MSAADA KWA MTUMIAJI.....	5
3.1 Dashbodi ya Admin [Muhusika wa Mfumo]	6
3.3 Dashbodi ya Mtumiaji.....	12
3.4 Dashbodi ya Duka A, B, C.....	15
4.0 Bei za Bidhaa (GESI).....	17
5.0 Rekodi za Bidhaa Mpya (Iliyoagizwa)	19
5.1 Kurekodi Mauzo / Taarifa.....	20
5.2 Takwimu za Mauzo / Manunuzi	22
6.0 Ripoti za Mauzo / Manunuzi.....	23
6.1 Orodha ya Wadaiwa / Madeni	25
6.3 Taarifa za Wateja.....	26
6.4 Malipo kwa Njia ya Simu	28
6.4 Maboresho ya Mfumo.....	30

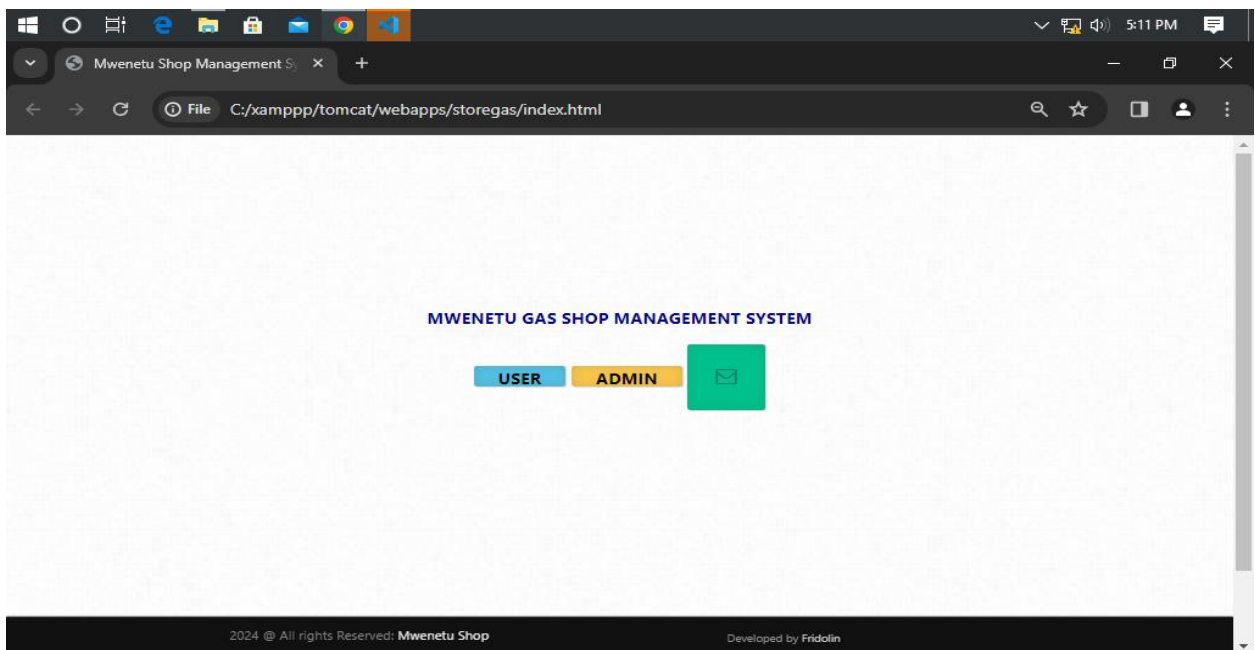
1.0 UTANGULIZI

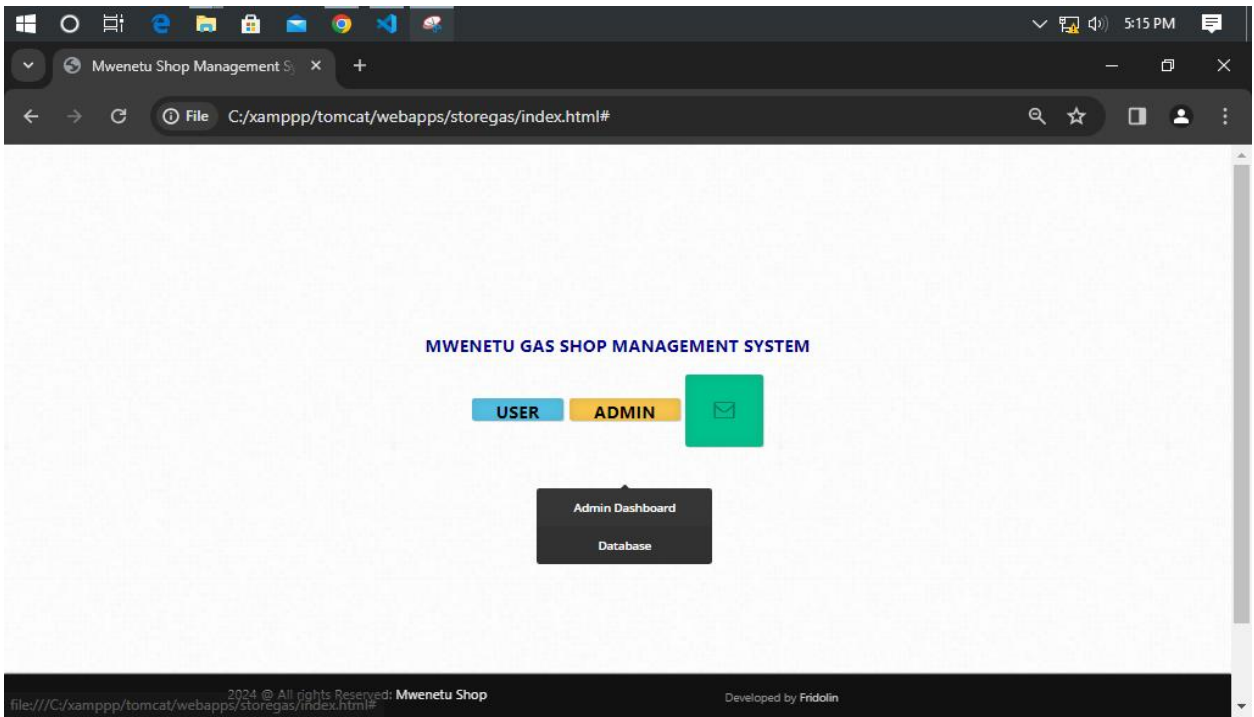
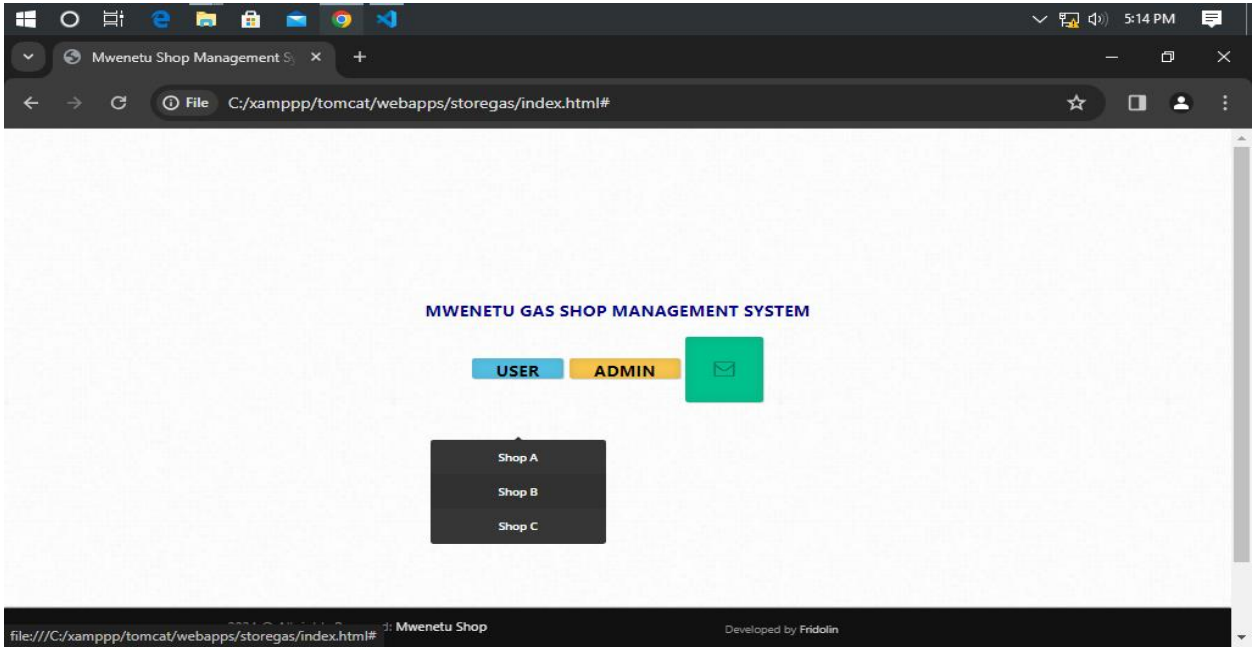
Mwenetu Shop Information Management System Ni Mfumo uliotengenezwa ukiwa na lengo la kudhibiti, kusimamia na kutoa ripoti za mchanganuo wa shughuli za kibiashara zinazofanyika ikiwa zimejikita zaidi kwenye uuzaji wa bidhaa ya GESI.

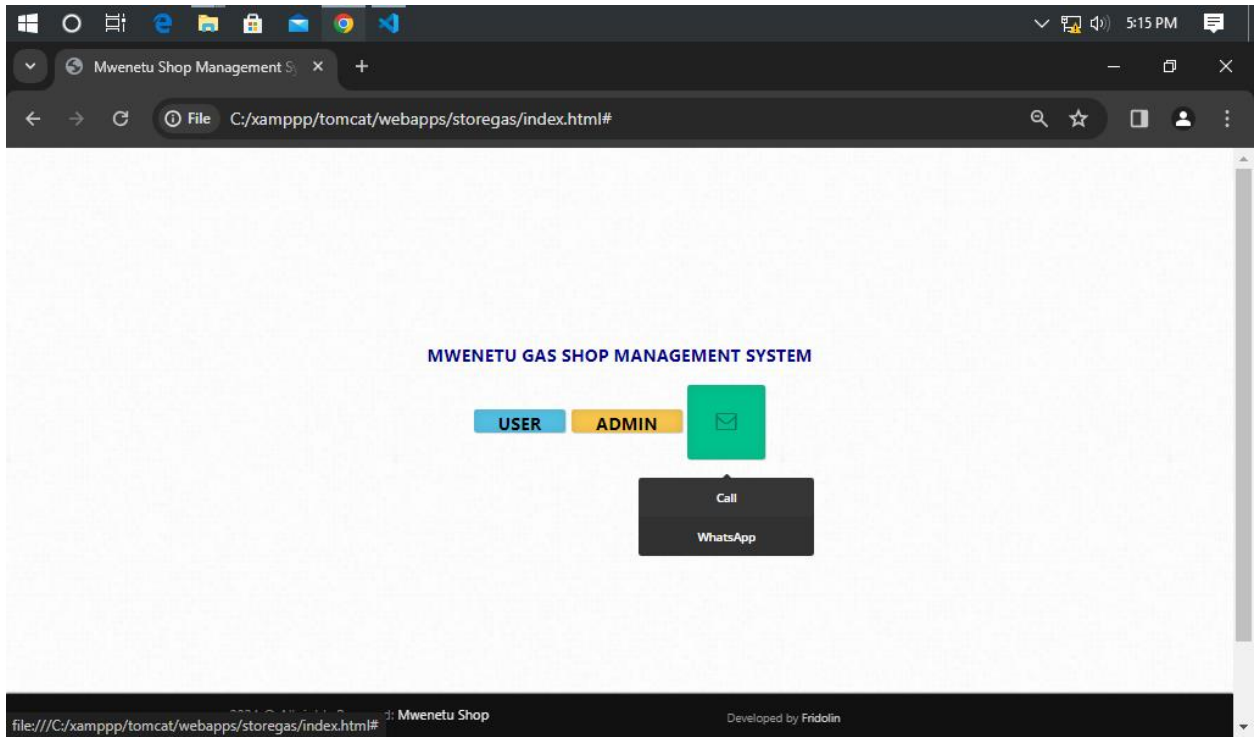
Mfumo huu umetengenezwa kwa kuzingatia hali ya ulinzi wa hali ya juu ili kudhibiti upotevu wa taarifa zinazohusu uuzaji wa huduma ya GESI kwa maduka Matatu yanayosimamiwa na mtu mmoja. Hivyo Mfumo unajumuisha Dashbodi ya Mtumiaji wa kawaida, Dashbodi ya Admin (Msimamizi) pamoja na Dashbodi ya sehemu ya kutoa Msaada wa haraka kwa mtumiaji wa Mfumo

2.0 DASHBODI KUU YA MFUMO

Hii ni sehemu / Dashbodi kuu ya Mfumo inayoonesha Menu kuu ya Mfumo ikiwa imetenganisha kulingana na kipaumbele cha aina ya Mtumiaji wa Mfumo. Vikijumuisha kama ifuatavyo; User (Mtumiaji wa Kawaida), Admin (Msimamizi wa Mfumo) pamoja na sehemu ya kupata Msaada wa haraka kutoka kwa Muhusika wa Mfumo. Dashbodi ya Mfumo inaonekana kama ifuatavyo;

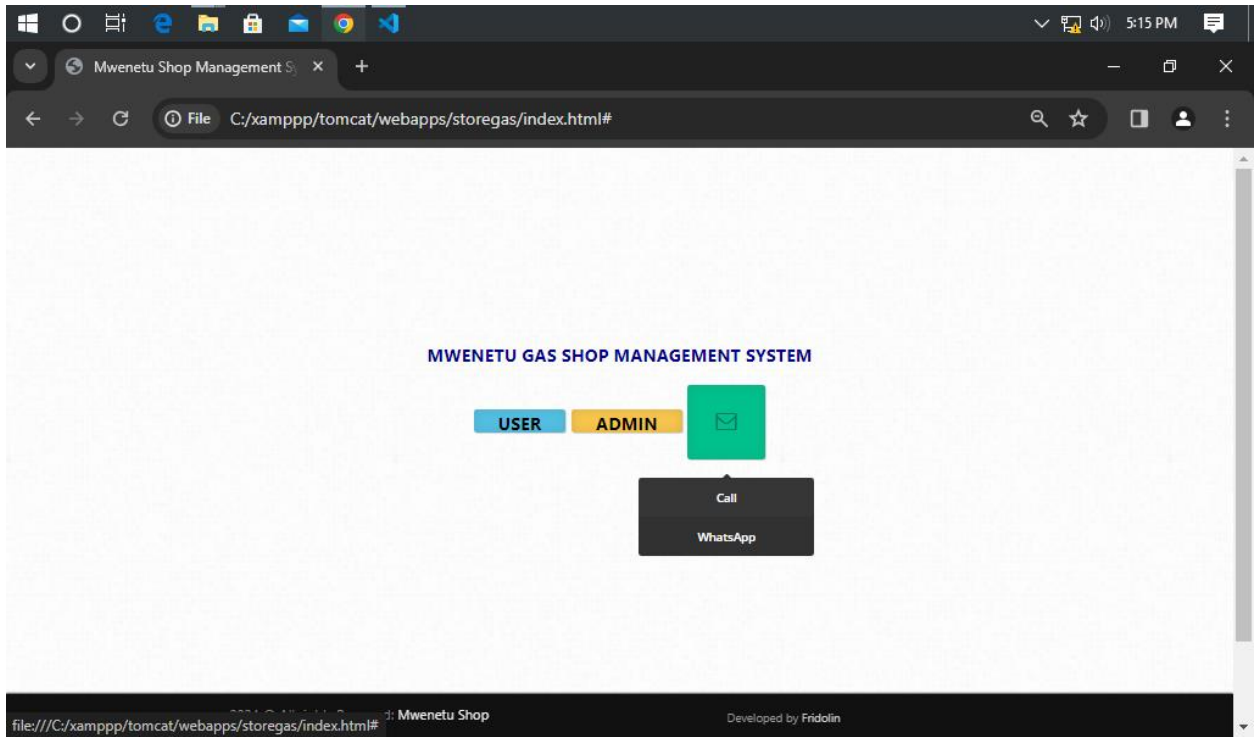






3.0 MSAADA KWA MTUMIAJI

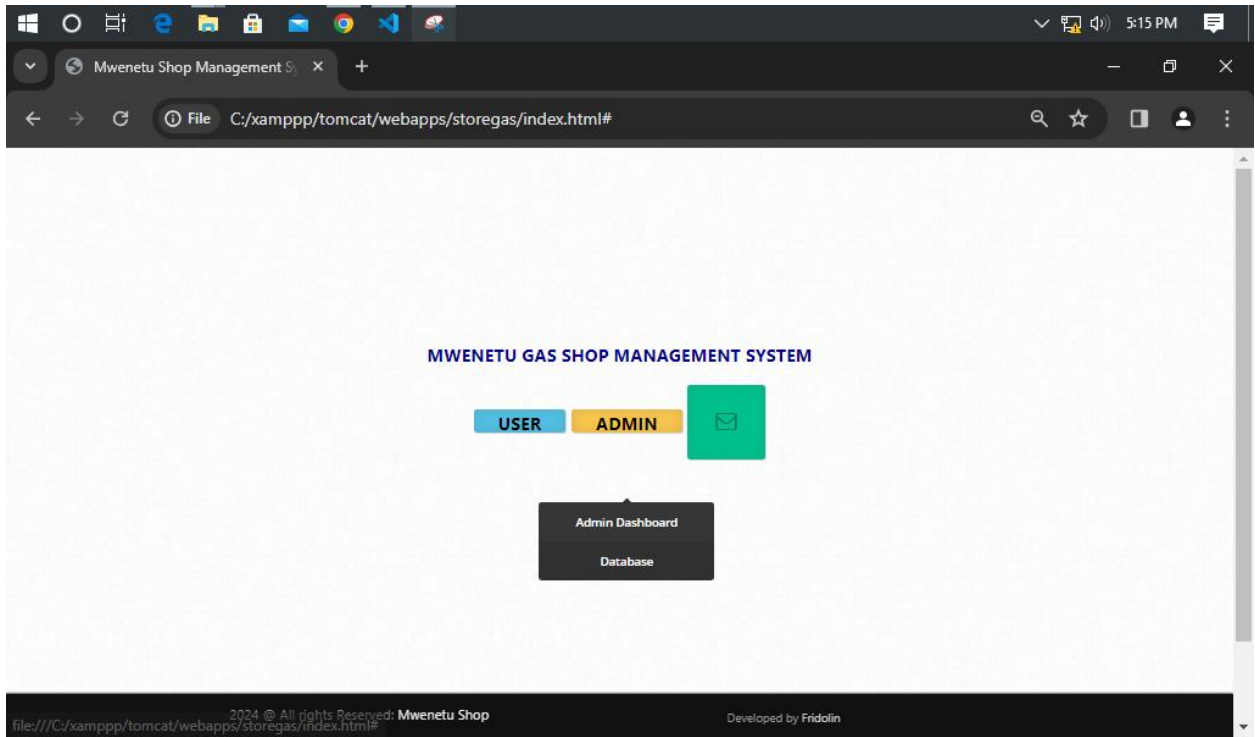
Hii ni sehemu katika Mfumo iliyowekwa ikiwa na lengo la kutoa Msaada wa haraka kwa mtumiaji wa Mfumo kutoka kwa Muhusika wa Mfumo. Sehemu hii inajumuisha njia mbili za mawasiliano ya haraka kwa Muhusika wa Mfumo zikiwa ni Njia ya kupiga simu moja kwa moja kwa namba ya Muhusika wa mfumo pamoja na njia ya kutuma ujumbe kupitia whatsapp kwa namba ya muhusika wa Mfumo. Sehemu hii inaonekana kama ifuatavyo;



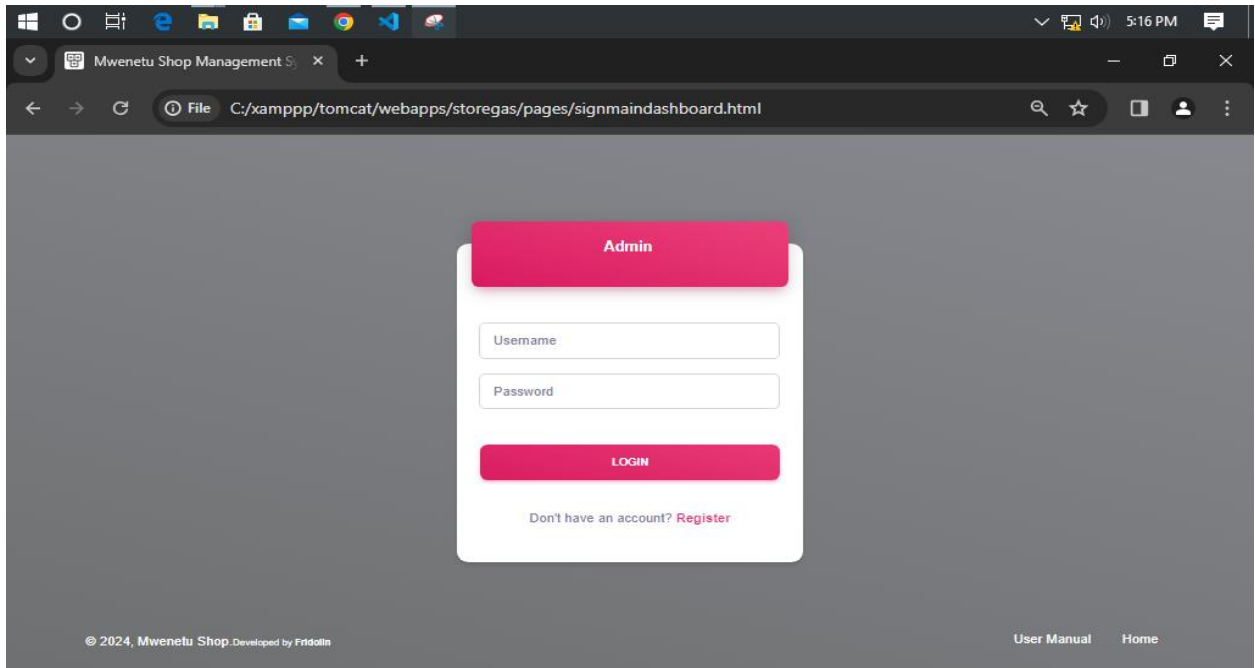
Hivyo Mtumiaji wa Mfumo akihitaji msaada wa haraka kutoka kwa Muhusika wa Mfumo kwa njia ya kupiga simu, atabonyeza sehemu imeandikwa “**CALL**” hapo mfumo utampeleka moja kwa moja kupiga simu hivyohivyo mawasiliano kwa kutuma ujumbe kwa whatsapp mtumiaji atabonyeza sehemu imeandikwa “**WHATSAPP**” hizi ni njia rahisi za kupata msaada wa haraka kutoka kwa muhusika wa Mfumo kutoka kwenye dashbodi ya mfumo

3.1 Dashbodi ya Admin [Muhusika wa Mfumo]

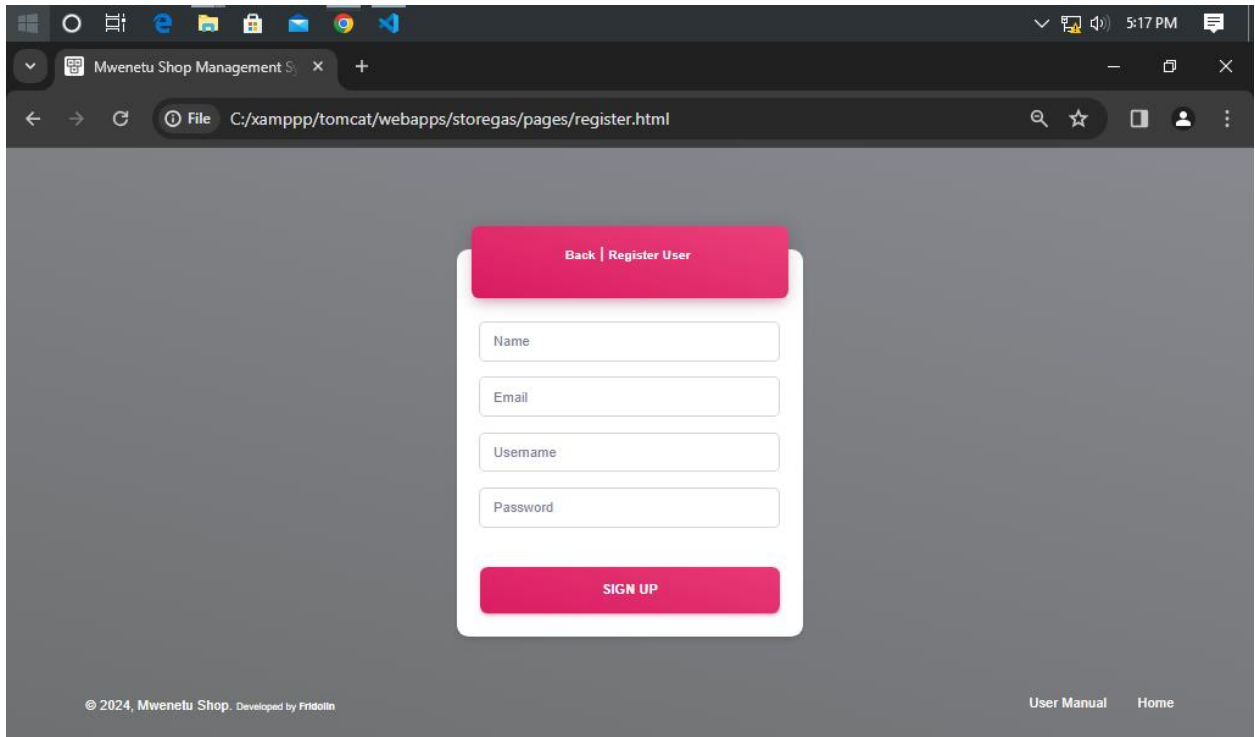
Hii ni sehemu inayoonesha Dashbodi ya Muhusika wa Mfumo ikiwa ni Mtu anaetakiwa adhibiti shughuli zote zinazofanyika ndani ya Mfumo. Pia, muhusika wa mfumo atatakiwa aingize Taarifa zake ili zimuwezesha kuingia ndani ya mfumo ikiwa ni sehemu ya kuzuia mtu ambae ahusiki kuingia bila ruhusa. Sehemu hii inaonekana kama ifuatavyo;



Hivyo Muhusika wa Mfumo atabonyeza sehemu imeandikwa **ADMIN**, ndani ya hiyo sehemu ataona Machaguo Mawili yanayomuhusu yakiwemo “**ADMIN DASHBOARD**” na “**DATABASE**” hivyo muhusika atabonyeza chaguo lililoandikwa “**ADMIN DASHBOARD**” na mfumo utamdaiaingize taarifa zake zitakazomuwezesha kuingia ndani ya Mfumo kama inavyoonekana hapo chini



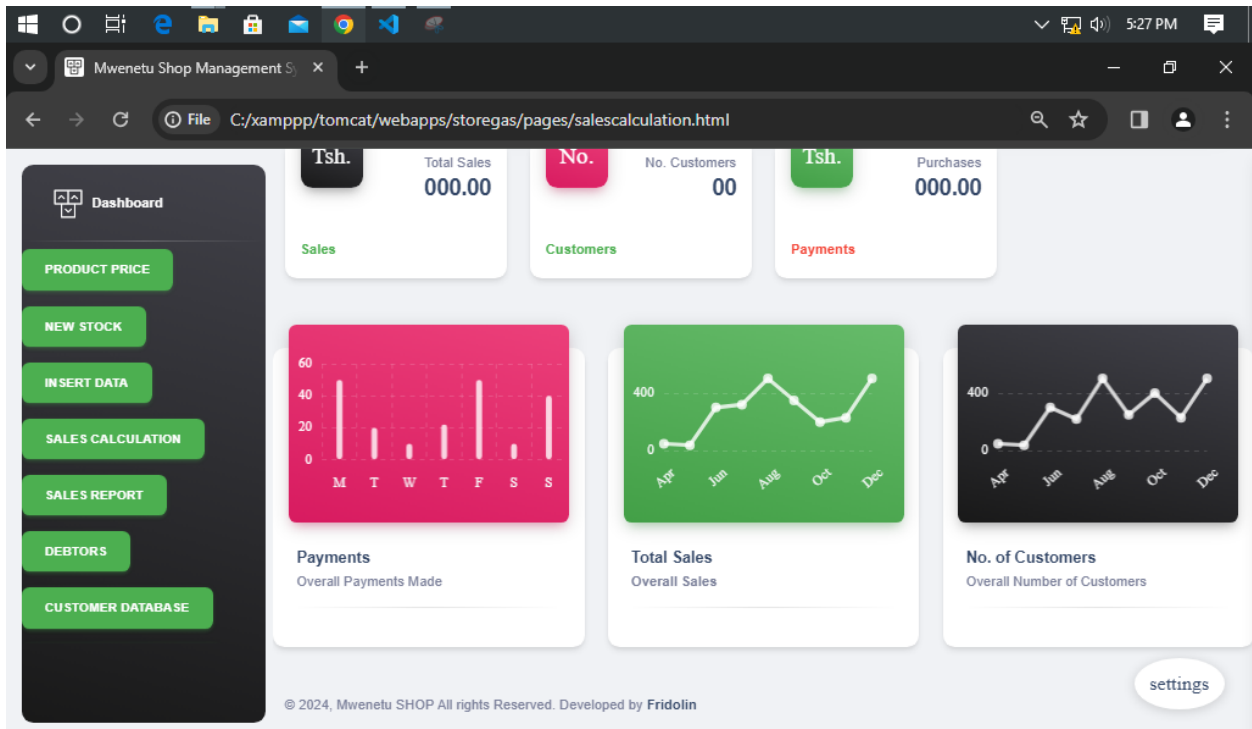
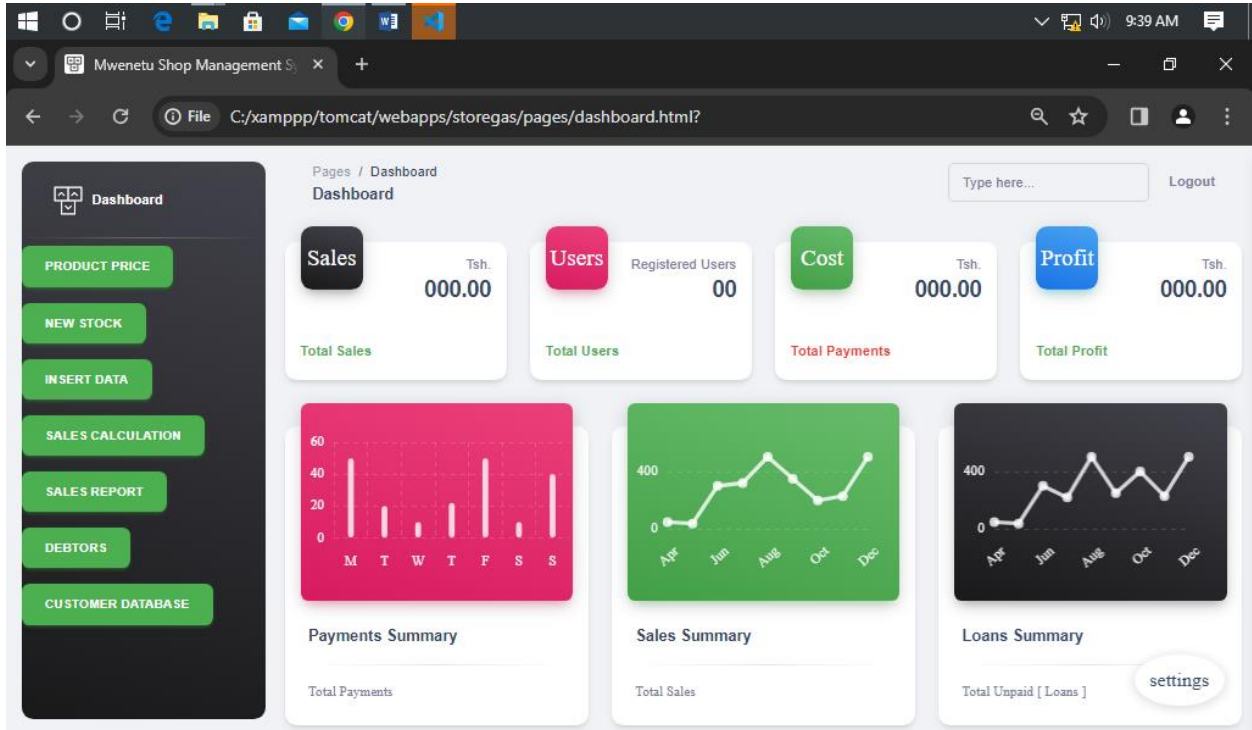
Pia, Muhusika wa Mfumo ataweza kujisajili kwa mara ya kwanza katika mfumo kwa mubonyeza sehemu iliyoandikwa “REGISTER” hivyo mfumo utamuhitaji aingize taarifa zake ili atambulike kama amefanikiwa kujisajili katika mfumo. Inaonekana kama ifuatavyo mara baada ya Muhusika atakapobonyeza sehemu ya kujisajili katika mfumo



Mara baada ya kujisajili katika mfumo, Muhusika ataweka Username na Password atakazokuwa anazitumia kuingia katika mfumo.

3.2 Dashbodi ya Muhusika wa Mfumo

Mara baada ya Muhusika wa Mfumo kuingia ndani ya Mfumo atakutana na Dashbodi kubwa itakayomuwezesha kufanya mambo mbalimbali ikiwemo kudhibiti matumizi ndani ya Mfumo. Dashbodi inaonekana kama ifuatavyo



Customer Database

Type here... Logout

Database

CUSTOMER NAME	PHONE NUMBER	AMOUNT	GAS TYPE	LOCATION
Juma Abasi	0713826484	TSH. 0000.00	Manjis Gas	Mianzini
Grace Samson	0786576854	TSH. 0000.00	Meru Gas	Sakina
Abdallah Shabani	0621574857	TSH. 0000.00	Oryx Gas	Ilkiurei
Rahmah Siliinde	0767584756	TSH. 000.00	Mihan Gas	Ngateu
Khalid Solomon	0622505748	TSH. 0000.00	Orange Gas	Sekei
Franco Severin	0766463746	TSH. 0000.00	Taifa Gas	White Rose
Shabani Mollel	0656473849	TSH. 0000.00	Lake Gas	Makao Mapya

settings

Customer Database

clear

Light / Dark

Database

CUSTOMER NAME	PHONE NUMBER	AMOUNT
Juma Abasi	0713826484	TSH. 0000.00
Grace Samson	0786576854	TSH. 0000.00
Abdallah Shabani	0621574857	TSH. 0000.00
Rahmah Siliinde	0767584756	TSH. 000.00
Khalid Solomon	0622505748	TSH. 0000.00
Franco Severin	0766463746	TSH. 0000.00
Shabani Mollel	0656473849	TSH. 0000.00

PRODUCT PRICE

NEW STOCK

INSERT DATA

SALES CALCULATION

SALES REPORT

DEBTORS

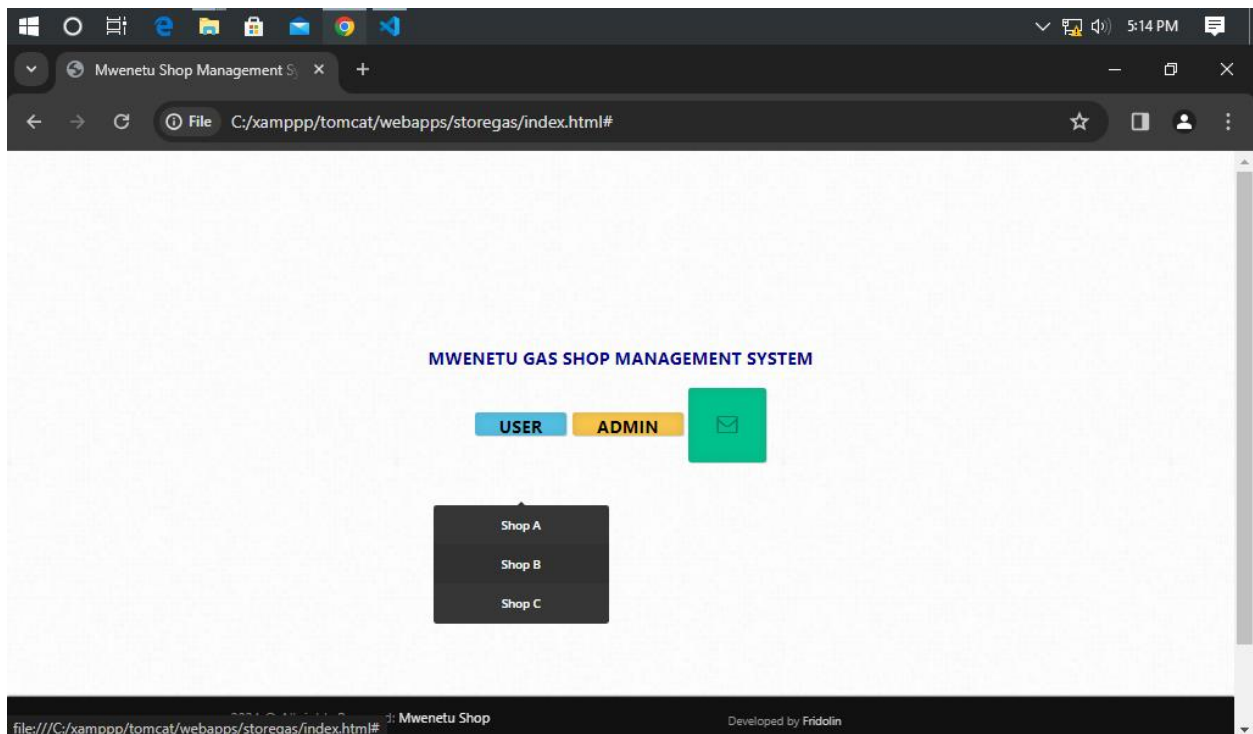
CUSTOMER DATABASE

MOBILE TRANSACTIONS

Kutoka kwenye dashbodi ya Muhusika wa Mfumo, kuna machaguo mbalimbali ambayo muhusika atafanya kulingana na kitu anachotaka kukifanya kwa kubonyeza maneno yaliyowekwa kwenye mabano yakijumuisha ; Kuangalia Bei za Bidhaa [Product price], Kuingiza taarifa za mauzo/ manunuzi katika mfumo [Insert data], Kuangalia orodha ya madeni/ wadaiwa [Debtors], kuangalia ripoti za mauzo/ manunuzi, kuangalia taarifa za wateja [Customer database], kuingiza taarifa za bidhaa mpya iliyoagizwa [New Stock], Kuangalia faida iliyopatikana [Profit], kuangalia malipo kwa njia ya simu [Mobile transaction] na kuangalia malipo kwa njia ya Benki [Bank transaction]

3.3 Dashbodi ya Mtumiaji

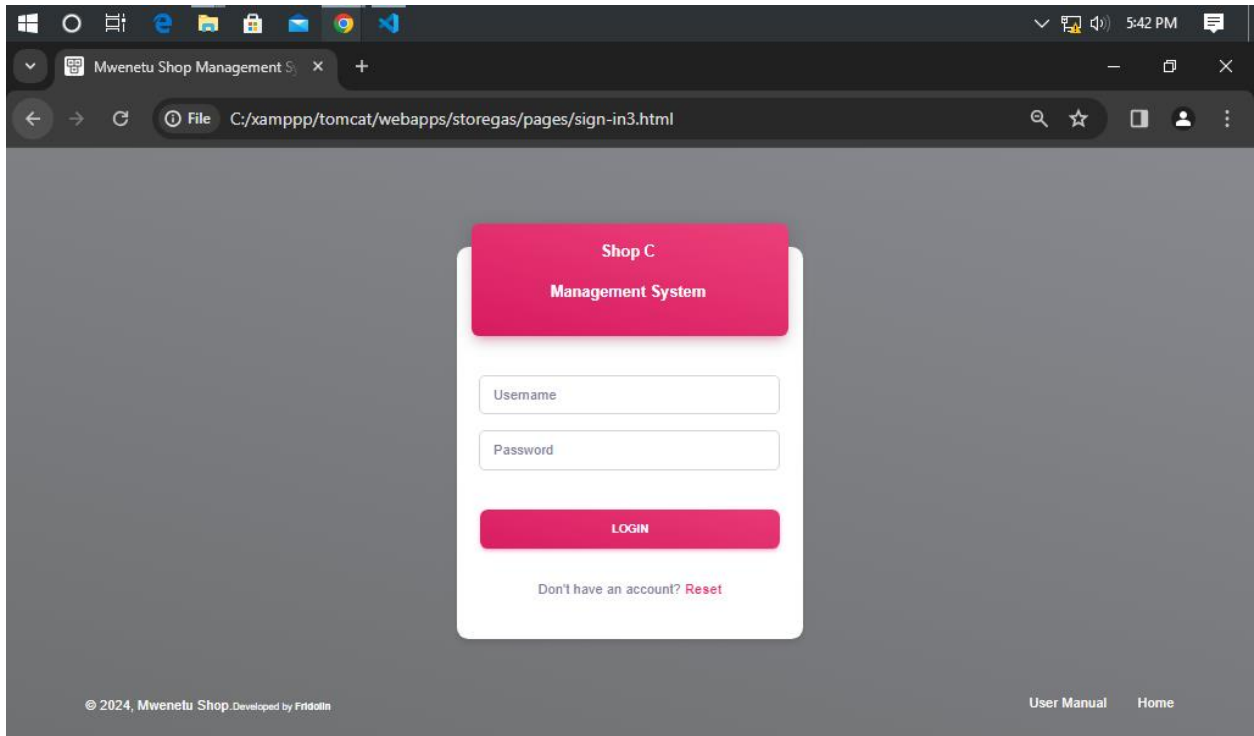
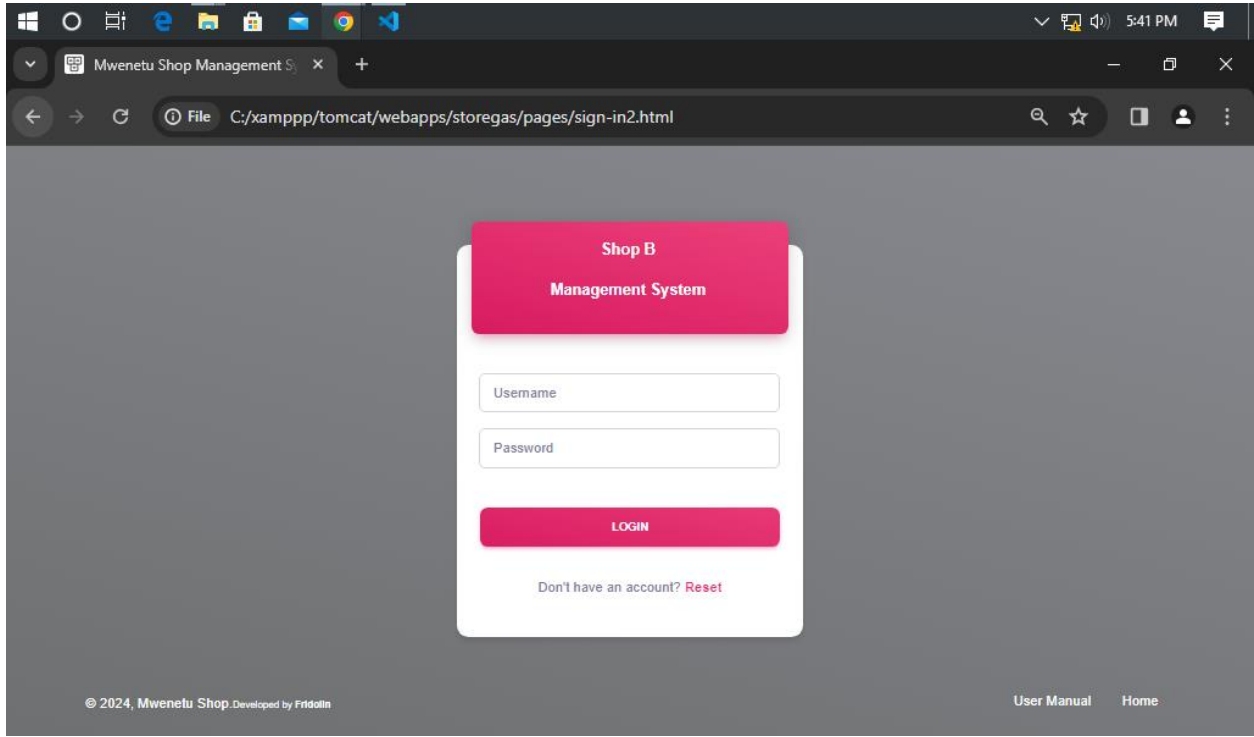
Hii ni sehemu inayoonesha dashibodi ya Mtumiaji wa kawaida katika mfumo zikijumuisha Maduka yote Matatu yaani “Shop A”, “Shop B” na “Shop C” kama inavyoonekana hapo chini

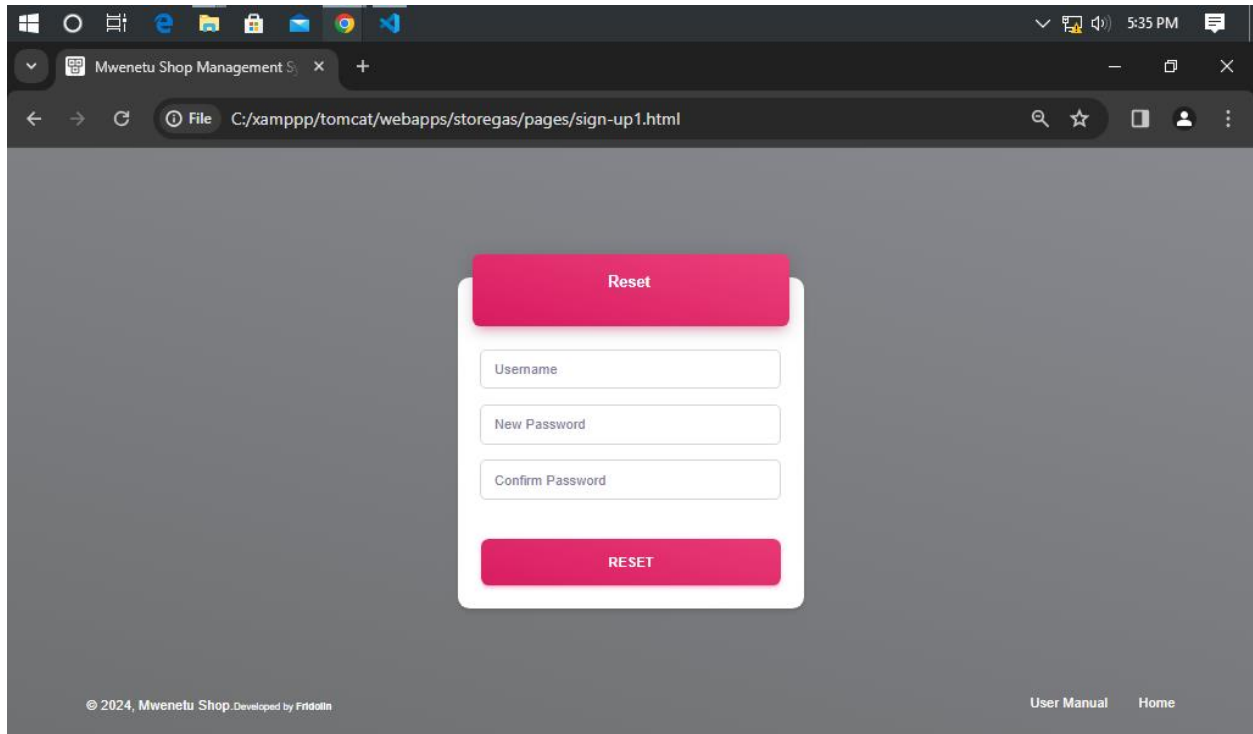


Hivyo mtumiaji atachagua Duka ambalo anahusika nalo katika kufanya kazi ndani ya mfumo. Hapo atabonyeza aidha Shop A, Shop B au Shop C kulingana na ni wapi amepangiwa majukumu ya kutekeleza katika biashara kulingana na maagizo kutoka kwa Muhusika wa Mfumo ikizingatia Privileges zinazofanana kwa kila Mtumiaji katika mfumo. Pia, kuna wakati Mtumiaji anaweza akawa amesahau taarifa zake za kuingia ndani ya mfumo, hivyo anaweza akabonyeza sehemu imeandikwa **“RESET”** kumruhusu kuingiza taarifa zake mpya zitakazomuwezesha kuingia ndani ya Mfumo

Mara baada ya Mtumiaji kubonyeza chaguo la Duka alilopangiwa Majukumu, Mfumo utamdai aweke taarifa zake kumuwezesha kuignia ndani ya Mfumo kama inavyoonekana hapo chini.

The screenshot shows a web browser window displaying the login page for the Shop A Management System. The browser's address bar shows the file path: C:/xampp/tomcat/webapps/storegas/pages/sign-in1.html. The page has a dark grey background. In the center, there is a white login form with a pink header that reads "Shop A Management System". Below the header are two input fields: "Username" and "Password". Underneath these fields is a pink button labeled "LOGIN". At the bottom of the form, there is a link that says "Don't have an account? [Reset](#)". At the very bottom of the page, there is a footer with the text "© 2024, Mwenetu Shop .Developed by Ffridatin" on the left and "User Manual Home" on the right.





3.4 Dashbodi ya Duka A, B, C

Mara baada ya Mtumiaji wa Mfumo kuingiza taarifa zake yaani Username na Password katika mfumo atakutana na Dashbodi itakayomletea Machaguo mablimbali kulingana na kitu anachotaka kukifanya ndani ya Mfumo. Kama inavyoonekana hapo chini;

Dashboard

- PRODUCT PRICE
- NEW STOCK
- INSERT DATA
- SALES CALCULATION
- SALES REPORT
- DEBTORS
- CUSTOMER DATABASE

Payment Mode

Type Here ... Logout

Sales Tsh. **000.00**

Total Sales

Users Registered Users **00**

Total Users

Cost Tsh. **000.00**

Total Payments

Loans Tsh. **000.00**

Unpaid [Loans]

Payments Summary

Total Payments

Sales Summary

Total Sales

Loans Summary

Total Unpaid [Loans]

settings

Dashboard

- PRODUCT PRICE
- NEW STOCK
- INSERT DATA
- SALES CALCULATION
- SALES REPORT
- DEBTORS
- CUSTOMER DATABASE

Gas Types (15Kg)

GAS TYPE	WEIGHT	PRICE	STATUS	
Manjis Gas	15kg	TSH. 55000.00	Good	Edit
Oryx Gas	15Kg	TSH. 55000.00	Good	Edit
Lake Gas	15Kg	TSH. 55000.00	Good	Edit
Taifa Gas	15Kg	TSH. 55000.00	Good	Edit
Orange Gas	15Kg	TSH. 55000.00	Good	Edit
Meru Gas	15Kg	TSH. 55000.00	Good	Edit
Mihan Gas	15Kg	TSH. 55000.00	Good	Edit

© 2024, Mwenetu SHOP All rights Reserved. Developed by Fridolin

settings

Hii ni dashbodi kuu ya Mtumiaji wa Mfumo inayoonesha Machaguo mbalimbali yakiwemo kuangalia Jumla ya mauzo yaliyofanyika na kurekodiwa ndani ya Mfumo, Jumla ya Madeni, jumla ya watumiaji wa mfumo na jumla ya matumizi ndani ya mfumo.

Kutoka kwenye dashbodi ya Mtumiaji wa Mfumo, kuna machaguo mbalimbali ambayo muhusika atafanya kulingana na kitu anachotaka kukifanya kwa kubonyeza maneno yaliyowekwa kwenye mabano yakijumuisha ; Kuangalia Bei za Bidhaa [Product price], Kuingiza taarifa za mauzo/ manunuzi katika mfumo [Insert data], Kuangalia orodha ya madeni/ wadaiwa [Debtors], kuangalia ripoti za mauzo/ manunuzi, kuangalia taarifa za wateja [Customer database], kuingiza taarifa za bidhaa mpya iliyoagizwa [New Stock], Kuangalia faida iliyopatikana [Profit], kuangalia malipo kwa njia ya simu [Mobile transaction] na kuangalia malipo kwa njia ya Benki [Bank transaction]

4.0 Bei za Bidhaa (GESI)

Hili ni chaguo ambalo Mtumiaji wa Mfumo anaweza akaliangalia kutoka kwenye dashbodi yake kwa kubonyeza sehemu iliyoandikwa “Product Price” ambapo anaweza akaona bei za kila aina ya gesi iliyowekwa ndani ya mfumo. Inaonekana kama ifatavyo;

Product Price Type Here ... Logout

Gas Types (6Kg)

GAS TYPE	WEIGHT	PRICE	STATUS	
Manjis Gas	6kg	TSH. 21000.00	Good	Edit
Oryx Gas	6Kg	TSH. 21000.00	Good	Edit
Lake Gas	6Kg	TSH. 21000.00	Good	Edit
Taifa Gas	6Kg	TSH. 21000.00	Good	Edit
Orange Gas	6Kg	TSH. 21000.00	Good	Edit
Meru Gas	6Kg	TSH. 21000.00	Good	Edit
Mihan Gas	6Kg	TSH. 21000.00	Good	Edit

settings

Product Price Type Here ... Logout

Gas Types (15Kg)

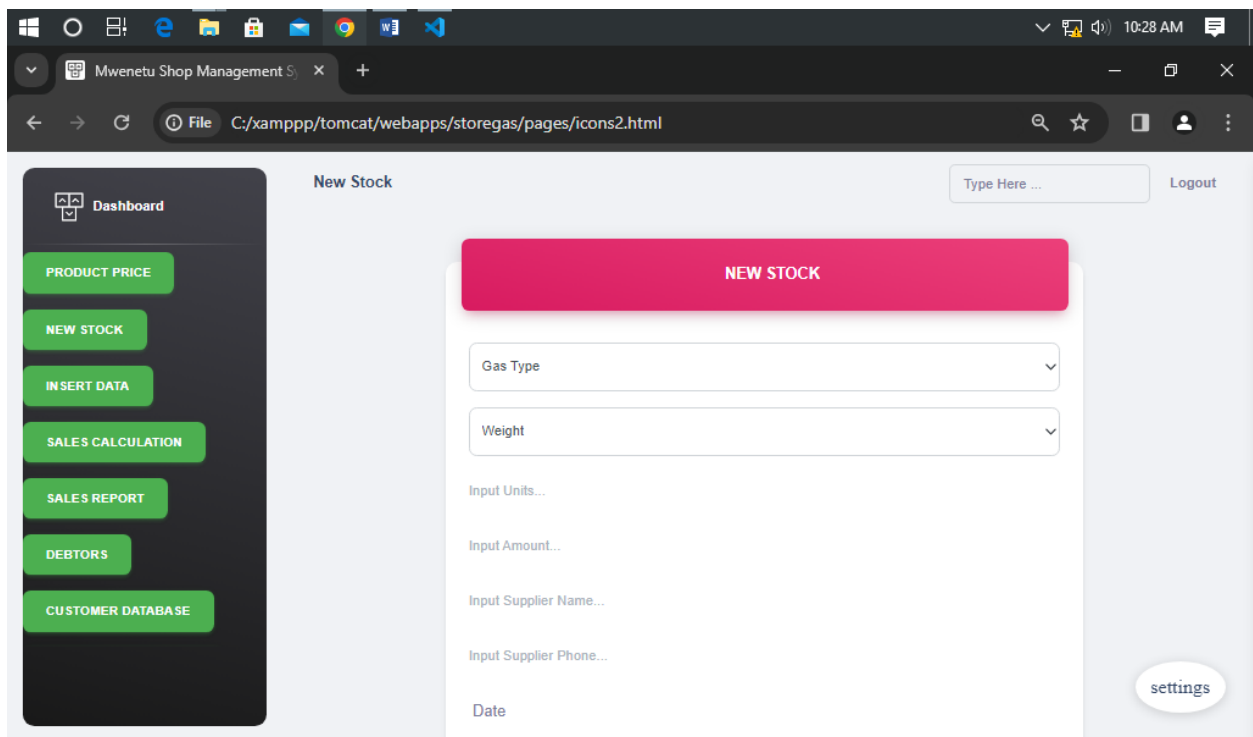
GAS TYPE	WEIGHT	PRICE	STATUS	
Manjis Gas	15kg	TSH. 55000.00	Good	Edit
Oryx Gas	15Kg	TSH. 55000.00	Good	Edit
Lake Gas	15Kg	TSH. 55000.00	Good	Edit
Taifa Gas	15Kg	TSH. 55000.00	Good	Edit
Orange Gas	15Kg	TSH. 55000.00	Good	Edit
Meru Gas	15Kg	TSH. 55000.00	Good	Edit
Mihan Gas	15Kg	TSH. 55000.00	Good	Edit

settings

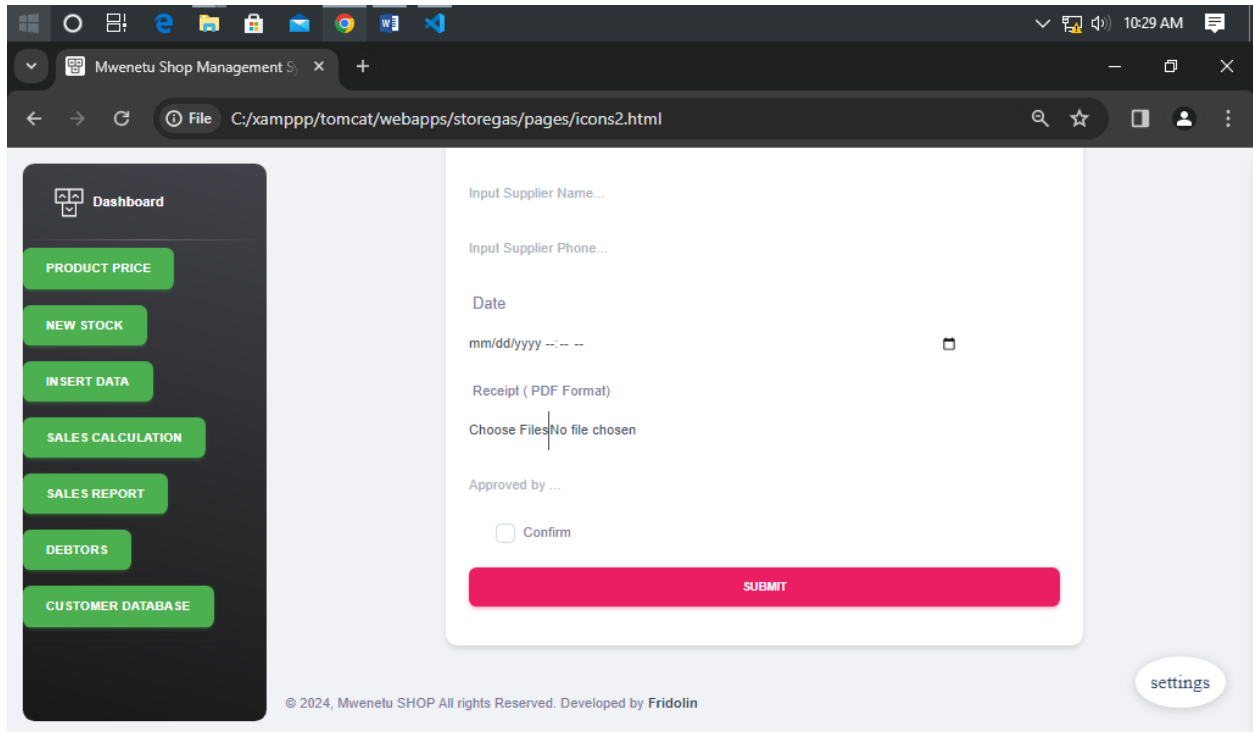
© 2024, Mwenetu SHOP All rights Reserved. Developed by Fridolin

5.0 Rekodi za Bidhaa Mpya (Iliyoagizwa)

Hii ni sehemu ambayo mtumiaji wa mfumo ataingiza taarifa za bidhaa mpya iliyoagizwa / iliyoletwa katika biashara mara baada ya kubonyeza sehemu iliyoandikwa “**NEW STOCK**” hivyo mtumiaji mara baada ya kubonyeza sehemu iliyoandikwa New Stock kutoka kwenye machaguo. Mfumo utamuiambia aingize taarifa zinazotakiwa zinazohusu bidhaa mpya inaonekana kama ifuatavyo;



The screenshot shows a web browser window displaying a web application. The browser's address bar shows the URL: `C:/xampp/tomcat/webapps/storegas/pages/icons2.html`. The application interface has a dark sidebar on the left with a 'Dashboard' menu and several green buttons: 'PRODUCT PRICE', 'NEW STOCK', 'INSERT DATA', 'SALES CALCULATION', 'SALES REPORT', 'DEBTORS', and 'CUSTOMER DATABASE'. The main content area is titled 'New Stock' and features a search bar with the placeholder 'Type Here ...' and a 'Logout' link. A prominent pink button labeled 'NEW STOCK' is centered at the top of the form. Below it are several input fields: 'Gas Type' (a dropdown menu), 'Weight' (a dropdown menu), 'Input Units...', 'Input Amount...', 'Input Supplier Name...', 'Input Supplier Phone...', and 'Date'. A 'settings' button is located in the bottom right corner of the form area.



On Baada ya kuingiza taarifa zote zinazohitajika hapo, Mtumiaji atatakiwa kubonyeza sehemu iliyoandikwa SUBMIT kutunza taarifa hizo.

5.1 Kurekodi Mauzo / Taarifa

Hii ni sehemu ambayo Mtumiaji wa Mfumo ataweza kuingiza taarifa za Mauzo / Manunuzi yaliyofanyika ndani ya Biashara. Hivyo atabonyeza sehemu iliyoandikwa **“INSERT DATA”** kwenye machaguo. Hivyo mfumo utamuhitaji aingize taarifa zinazohitajika zinazohusu Mauzo/ manunuzi katika biashara kama inavyoonekana hapo chini;

Browser: Mwenetu Shop Management S... | File: C:/xampp/tomcat/webapps/storegas/pages/notifications2.html | 10:35 AM

Dashboard

- PRODUCT PRICE
- NEW STOCK
- INSERT DATA
- SALES CALCULATION
- SALES REPORT
- DEBTORS
- CUSTOMER DATABASE

Insert Data

Type Here ... Logout

Insert Data

Gas Type

Weight

Input Units...

Input Amount...

Input Customer Name...

Input Customer Phone...

Input Customer Location...

settings

Browser: Mwenetu Shop Management S... | File: C:/xampp/tomcat/webapps/storegas/pages/notifications2.html | 10:36 AM

Dashboard

- PRODUCT PRICE
- NEW STOCK
- INSERT DATA
- SALES CALCULATION
- SALES REPORT
- DEBTORS
- CUSTOMER DATABASE

Input Customer Phone...

Input Customer Location...

Input House Number / Owner...

Payment Mode

Date

mm/dd/yyyy --:-- --

Receipt (Pdf Format)

Choose Files | No file chosen

SUBMIT

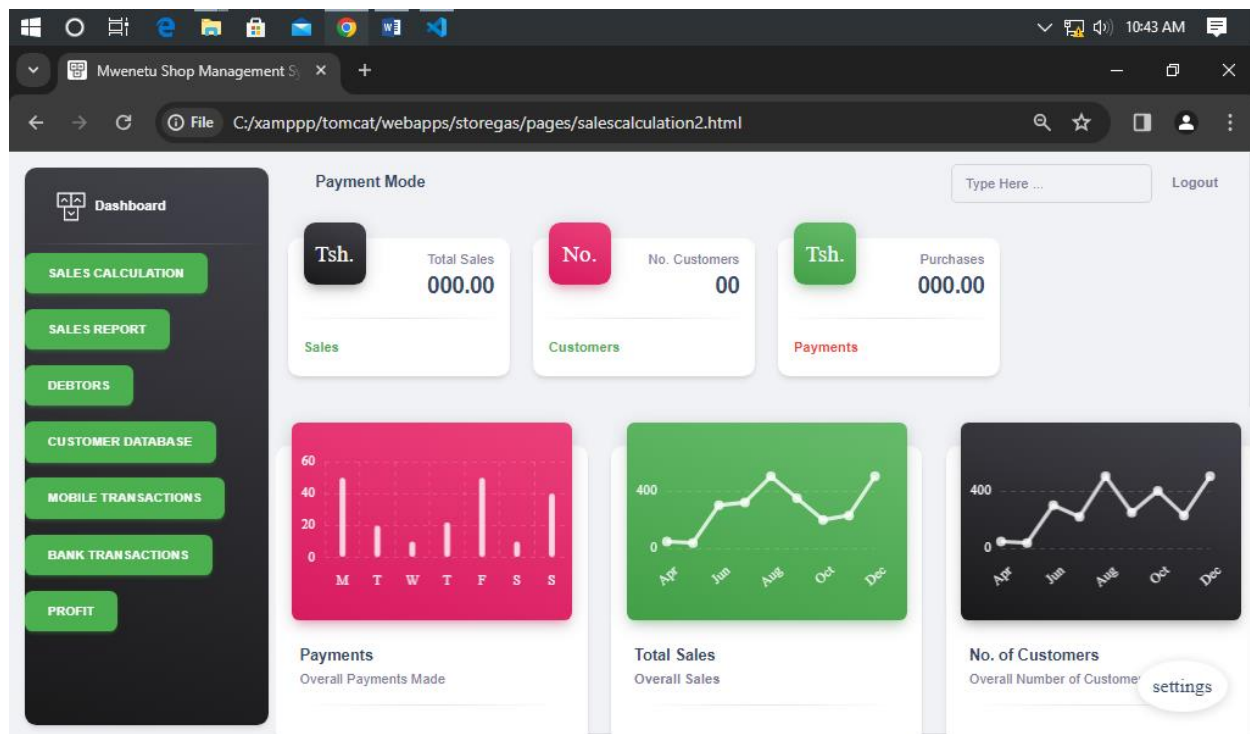
© 2024, Mwenetu SHOP All rights Reserved. Developed by Fridolin

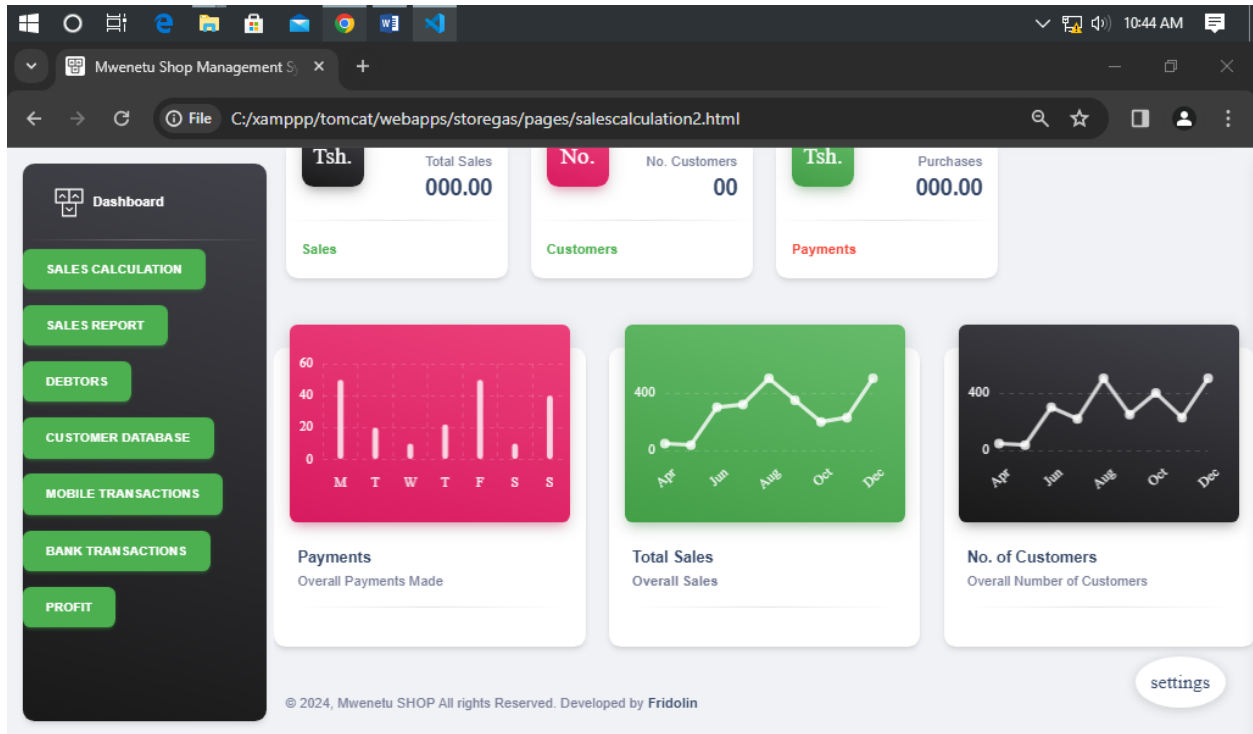
settings

Mara baada ya kuingiza taarifa za Mauzo / Manunuzi katika mfumo, Mtumiaji atatakiwa abonyeze sehemu iliyoandikwa “SUBMIT” kuhifadhi taarifa hizo alizoingiza ndani ya mfumo.

5.2 Takwimu za Mauzo / Manunuzi

Hii ni sehemu ambayo Mtumiaji wa Mfumo ataweza kuangalia takwimu za Mauzo / manunuzi yaliyorekodiwa ndani ya Mfumo. Hivyo, atatakiwa abonyeze sehemu iliyoandikwa “SALES CALCULATION” kutoka kwenye machaguo yaliyowekwa ndani ya mfumo. Hivyo mfumo utamletea takwimu kama inavyoonekana hapo chini;





6.0 Ripoti za Mauzo / Manunuzi

Hii ni sehemu ambayo Mtumiaji wa mfumo ataweza kuona Ripoti Mbalimbali za mauzo kulingana na taarifa zilizoingizwa ndani ya Mfumo. Hivyo atabonyeza sehemu iliyoandikwa **“SALES REPORT”** kutoka kwenye orodha ya machaguo ndani ya mfumo. Sehemu hii inaonekana kama ifuatavyo hapo chini;

Browser: Mwenetu Shop Management S | File: C:/xampp/tomcat/webapps/storegas/pages/salesreport2.html | 10:49 AM

Dashboard

- PRODUCT PRICE
- NEW STOCK
- INSERT DATA
- SALES CALCULATION
- SALES REPORT
- DEBTORS
- CUSTOMER DATABASE

Sales Report

Overall Sales Report

GAS TYPE	WEIGHT	AMOUNT	TREND
Manjis Gas	15kg	TSH. 55000.00	100%
Oryx Gas	15Kg	TSH. 55000.00	85%
Lake Gas	15Kg	TSH. 55000.00	70%
Taifa Gas	15Kg	TSH. 55000.00	35%
Orange Gas	15Kg	TSH. 55000.00	25%
Meru Gas	15Kg	TSH. 55000.00	10%
Mihan Gas	15Kg	TSH. 55000.00	60%
Manjis Gas	6Kg	TSH. 21000.00	90%

Type here... Logout

settings

Browser: Mwenetu Shop Management S | File: C:/xampp/tomcat/webapps/storegas/pages/salesreport2.html | 10:49 AM

Dashboard

- PRODUCT PRICE
- NEW STOCK
- INSERT DATA
- SALES CALCULATION
- SALES REPORT
- DEBTORS
- CUSTOMER DATABASE

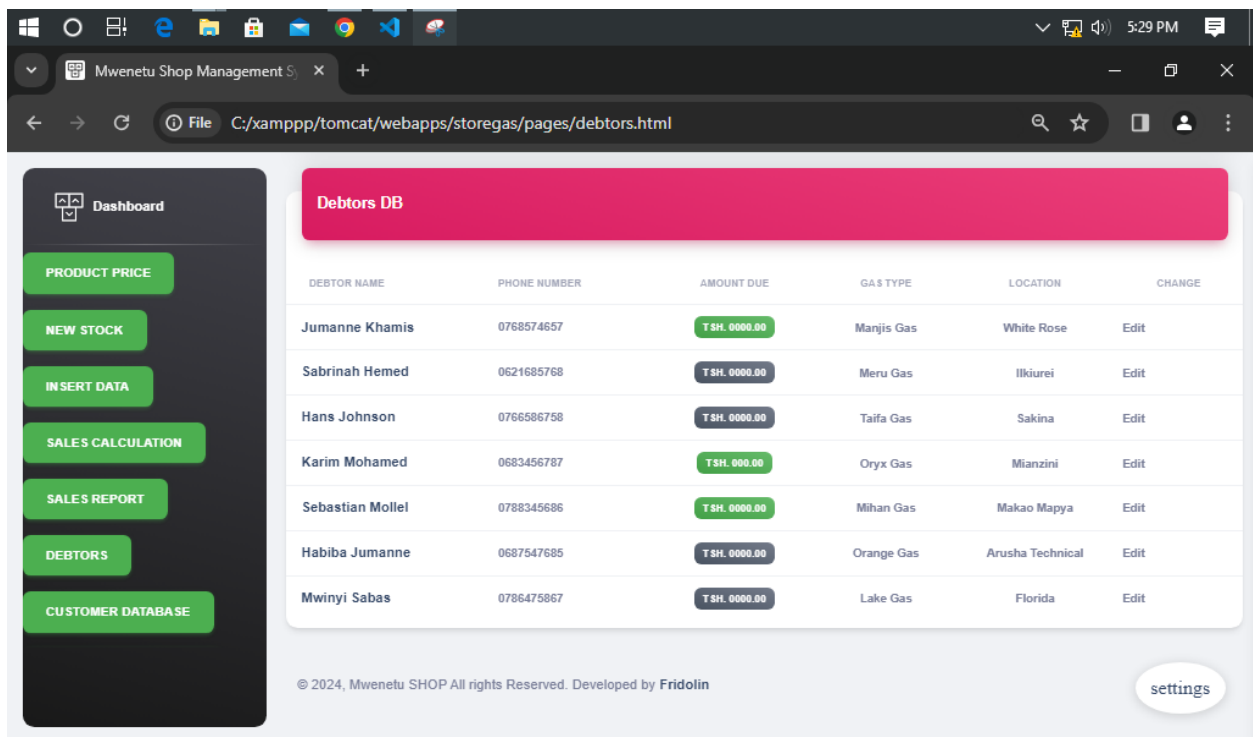
Orange Gas	15Kg	TSH. 55000.00	25%
Meru Gas	15Kg	TSH. 55000.00	10%
Mihan Gas	15Kg	TSH. 55000.00	60%
Manjis Gas	6Kg	TSH. 21000.00	90%
Oryx Gas	6Kg	TSH. 21000.00	85%
Lake Gas	6Kg	TSH. 21000.00	70%
Taifa Gas	6Kg	TSH. 21000.00	35%
Orange Gas	6Kg	TSH. 21000.00	25%
Meru Gas	6Kg	TSH. 21000.00	10%
Mihan Gas	6Kg	TSH. 21000.00	60%

© 2024, Mwenetu SHOP All rights Reserved. Developed by Fridolin

settings

6.1 Orodha ya Wadaiwa / Madeni

Hii ni sehemu ambayo Mtumiaji wa Mfumo ataweza kuona orodha ya madeni / wadaiwa katika biashara. Mara tu baada ya Mteja kulipa deni/ madeni hivyo Jina lake litapotea kutoka kwenye hii sehemu kuashiria kuwa hataonekana tena kwenye hii orodha ya madeni. Mtumiaji atabonyeza sehemu iliyoandikwa “**DEBTORS**” kutoka kwenye orodha ya machaguo ndani ya mfumo kama inavyoonekana hapo chini;



The screenshot displays a web application interface for 'Mwenetu Shop Management System'. The main content area is titled 'Debtors DB' and contains a table with the following data:

DEBTOR NAME	PHONE NUMBER	AMOUNT DUE	GAS TYPE	LOCATION	CHANGE
Jumanne Khamis	0768574657	TSH. 0000.00	Manjis Gas	White Rose	Edit
Sabrinah Hemed	0621685768	TSH. 0000.00	Meru Gas	Ilkiurei	Edit
Hans Johnson	0766586758	TSH. 0000.00	Taifa Gas	Sakina	Edit
Karim Mohamed	0683456787	TSH. 000.00	Oryx Gas	Mianzini	Edit
Sebastian Mollé	0788345686	TSH. 0000.00	Mihan Gas	Makao Mapya	Edit
Habiba Jumanne	0687547685	TSH. 0000.00	Orange Gas	Arusha Technical	Edit
Mwinyi Sabas	0786475867	TSH. 0000.00	Lake Gas	Florida	Edit

The sidebar on the left contains the following navigation options: Dashboard, PRODUCT PRICE, NEW STOCK, INSERT DATA, SALES CALCULATION, SALES REPORT, DEBTORS, and CUSTOMER DATABASE. The footer of the page includes the text '© 2024, Mwenetu SHOP All rights Reserved. Developed by Fridolin' and a 'settings' button.

DEBTOR NAME	PHONE NUMBER	AMOUNT DUE	GAS TYPE	LOCATION	CHANGE
Jumanne Khamis	0768574657	TSH. 0000.00	Manjis Gas	White Rose	Edit
Sabrinah Hemed	0621685768	TSH. 0000.00	Meru Gas	Ilkiurei	Edit
Hans Johnson	0766586758	TSH. 0000.00	Taifa Gas	Sakina	Edit
Karim Mohamed	0683456787	TSH. 000.00	Oryx Gas	Mianzini	Edit
Sebastian Mollel	0788345686	TSH. 0000.00	Mihan Gas	Makao Mapya	Edit
Habiba Jumanne	0687547685	TSH. 0000.00	Orange Gas	Arusha Technical	Edit
Mwinyi Sabas	0786475867	TSH. 0000.00	Lake Gas	Florida	Edit

6.3 Taarifa za Wateja

Hii ni sehemu ambayo Mtumiaji wa Mfumo ataweza kuangalia Taarifa za Wateja wanaotambulika ndani ya mfumo. Hivyo atabonyeza sehemu iliyoandikwa “**CUSTOMER DATABASE**” kutoka kwenye machaguo yaliyowekwa ndani ya mfumo. Sehemu hii inaonekana kama ifuatavyo hapo chini;

Dashboard

- SALES CALCULATION
- SALES REPORT
- DEBTORS
- CUSTOMER DATABASE**
- MOBILE TRANSACTIONS
- BANK TRANSACTIONS
- PROFIT

Customer Database

Type Here ... [Logout](#)

Database

CUSTOMER NAME	PHONE NUMBER	AMOUNT	GAS TYPE	LOCATION
Juma Abasi	0713826484	TSH. 0000.00	Manjis Gas	Mianzini
Grace Samson	0786576854	TSH. 0000.00	Meru Gas	Sakina
Abdallah Shabani	0621574857	TSH. 0000.00	Oryx Gas	Ilkiurei
Rahmah Silinde	0767584756	TSH. 000.00	Mihan Gas	Ngateu
Khalid Solomon	0622505748	TSH. 0000.00	Orange Gas	Sekei
Franco Severin	0766463746	TSH. 0000.00	Taifa Gas	White Rose
Shabani Mollel	0656473849	TSH. 0000.00	Lake Gas	Makao Mapya

[settings](#)

CUSTOMER NAME	PHONE NUMBER	AMOUNT	GAS TYPE	LOCATION
Juma Abasi	0713826484	TSH. 0000.00	Manjis Gas	Mianzini
Grace Samson	0786576854	TSH. 0000.00	Meru Gas	Sakina
Abdallah Shabani	0621574857	TSH. 0000.00	Oryx Gas	Ilikiurei
Rahmah Silinde	0767584756	TSH. 0000.00	Mihan Gas	Ngateu
Khalid Solomon	0622505748	TSH. 0000.00	Orange Gas	Seketi
Franco Severin	0766463746	TSH. 0000.00	Taifa Gas	White Rose
Shabani Mollé	0656473849	TSH. 0000.00	Lake Gas	Makao Mapya

© 2024, Mwenetu SHOP All rights Reserved. Developed by **Fridolin** [settings](#)

6.4 Malipo kwa Njia ya Simu

Hii ni sehemu ambayo Mtumiaji wa Mfumo ataweza kuangalia ni wateja / Malipo yapi yamefanyika kwa njia ya Simu aidha ni Kupitia Vodacom, TIGO, Airtel au Halotel. Hivyo Mtumiaji atabonyeza sehemu iliyoandikwa “**MOBILE TRANSACTION**” kutoka katika orodha ya machaguo inayopatikana katika mfumo. Kama inavyoonekana hapo chini;

Pages / Dashboard Type here... Logout

Dashboard

- PRODUCT PRICE
- NEW STOCK
- INSERT DATA
- SALES CALCULATION
- SALES REPORT
- DEBTORS
- CUSTOMER DATABASE

Bank

CRDB NMB EQUITY

Mobile M-Pesa Tigo Pesa Airtel Money

Pending

Incomplete

Tsh 000.00

Submitted

Complete

Tsh 000.00

Profit

Total Profit CHECK

settings

© 2024. Mwenetu SHOP All rights Reserved. Developed by Fridolin

Pages / Dashboard Type Here ... Logout

Dashboard

- SALES CALCULATION
- SALES REPORT
- DEBTORS
- CUSTOMER DATABASE
- MOBILE TRANSACTIONS
- BANK TRANSACTIONS
- PROFIT

Bank

CRDB NMB EQUITY

Mobile M-Pesa Tigo Pesa Airtel Money

Pending

Incomplete

Tsh 000.00

Submitted

Complete

Tsh 000.00

Payment Method

Bank Transactions edit

Mobile Transactions edit

settings

© 2024. Mwenetu SHOP All rights Reserved. Developed by Fridolin

6.4 Maboresho ya Mfumo

Mfumo unaruhusu kufanyika maboresho yatakayohitajika kwa siku za Mbele ikiwa Muhusika/ Mmiliki wa mfumo atahitaji Maboresho yoyote aidha kuongezeka kwa Maudhui / Contents ili kufanya ufanisi wa Mfumo uweze kuwa ni wa kiwango bora zaidi kulingana na mahitaji ya aina ya biashara.